



Lesson 1

Islamic Concepts

Colour each cloud the same colour as its opposite.



Fill in the blanks with **wajib**, **haram**, **mustahab**, **makruh**, or **mubah (jaiz)**.


1. Eating chicken at McDonald's in Canada _____
2. Listening to your parents _____
3. Lying to your friends _____
4. Playing baseball _____
5. Reciting Qur'an _____
6. Helping poor people _____
7. Sleeping too much _____

FIVE TYPES OF ACTIONS


Below each picture on this page, write what type of action this is: **wājib**, **harām**, **mustahab**, **makruh** or **mubah**.



Going jogging is _____



Helping others is _____



Playing sports is _____



Stealing is _____




Overeating is _____



Going for a walk is _____



Wearing Hijab is _____



Eating pork is _____



Gaining knowledge is _____



Drinking alcohol is _____

FIVE TYPES OF ACTIONS

Samuel Morse invented the telegraph and the Morse Code. Morse Code is a series of dots and dashes used to send messages on the telegraph. Each letter is separated by a “/” symbol.

Using the Code Box, decode all the five types of actions in Islam given in Morse Code below. Write your answers under the Morse Codes.

MORSE CODE BOX				
A	B	C	D	E
· _	_ · · ·	_ · _ ·	_ · ·	·
F	G	H	I	J
· · _ ·	_ _ ·	· · · ·	· ·	· _ _ _
K	L	M	N	O
_ · _	· _ · ·	_ _	_ ·	_ _ _
P	Q	R	S	T
· _ _ ·	_ _ · _	· _ ·	· · ·	_
U	V	W	X	Y
· · _	· · · _	· _ _	_ · · _	_ · _ _
Z				
_ _ · ·				

· _ _ / · _ / · _ _ _ / · · / _ · · ·

1. _____

__ / . . _ / . . . / _ / . _ / / . _ / _ . . .

2. _____

. . . . / . _ / . _ . / . _ / . _ / _ _

3. _____


__ / . _ / _ . _ / . _ . / . . _ /

4. _____

__ / . . _ / _ . . . / . _ /

5. _____

FIVE TYPES OF ACTIONS



CROSSWORD CLUES:

ACROSS: 1. You must do it.

2. You must try to do it.

DOWN: 1. You must try not to do it.

2. You should never do it.

3. You may or may not do it, it does not matter.

Lesson 1

Islamic Concepts

Next to each of the following acts, write whether it is wajib, harām, mustahab, makruh or mubah.

1. Playing soccer _____
2. Eating a beef burger at McDonalds in America _____
3. Travelling in the month of Ramadan _____
4. Obeying parents _____
5. Eating when you are already full _____
6. Trimming nails on Thursday or Friday _____
7. Praying salāh on time _____
8. Watching the News on TV _____
9. Going for Hajj _____
10. Helping at the Food Bank _____
11. Killing an ant by stepping on it _____
12. Flying a kite _____
13. Taking other people's things without asking _____
14. Doing wudu before going to bed _____
15. Saying salām alaykum to other Muslims _____
16. Replying 'wa alaykum salaam' to salam _____
17. Drinking water at night while standing _____


Lesson 3

Wudu

WASHING THE ARMS

Colour the pictures of Yusuf (on the left side) washing his hands if you are a boy. Then draw an arrow to show which way he has to wash. Colour the pictures of Amina (on the right side) washing her hands if you are a girl. Then draw an arrow to show which way she has to wash.

Right arm to be washed first:



Left arm to be washed next:



What is the difference in washing the arms for a boy and girl?

ADHAN AND IQAMAH TEST

The student should know:

- The whole adhān correctly pronounced and with meaning.
- The whole Iqāmah correctly pronounced and with meaning.
- The differences between adhān and Iqāmah.

_____ has been tested on Adhān and Iqāmah
and has performed satisfactorily.

Signature of Teacher

Date:

If the child has not passed the test satisfactorily then fill in the form
below.

Dear Parent,

_____ was tested on Adhān and Iqāmah but did
not know the following:

- The whole Adhān with correct pronunciation
- Adhan meaning
- The whole Iqāmah with correct pronunciation
- Iqāmah meaning
- The differences between Adhān and Iqāmah.

Please ensure that s/he knows the above for next week.

Signature of Teacher

Date:

This page left blank intentionally

WUDU PRACTICAL TEST

The student should know:

- All the actions of Wudu (mustahab and wajib) in detail.
- The number of times each action should be done.
- What breaks Wudu (mubtilāt of wudu).

_____ has been tested on wudu and has performed satisfactorily.

Signature of Teacher

Date:

If the child has not passed the test satisfactorily then fill in the form below.

Dear Parent,

_____ was tested on wudu but did not know the following:

<input type="checkbox"/>	Mustahab actions of wudu
<input type="checkbox"/>	Wajib actions of wudu
<input type="checkbox"/>	How many times an action of wudu is done
<input type="checkbox"/>	Mubtilāt of Wudu
<input type="checkbox"/>	Other: _____

Please ensure that s/he knows the above for next week.

Signature of Teacher

Date:

This page left blank intentionally

Lesson 3

Wudu

IMPORTANCE OF WUDU

The story below is about Imam Ali Zayn al-Abidin ('a), our fourth Imam, and how he used to tremble with fear when doing wudu, because he was preparing to stand before Allah, the Almighty. When we pray salah we stand before Allah. So wudu is the preparation for salah and also the preparation of standing before Allah.

If you like, you can colour or paint the picture.



MUBTILAT OF WUDU



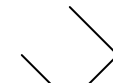
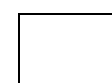
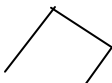

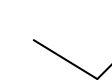
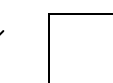
Use the codes given below to find four actions that make our wudu bātil.

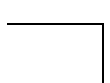

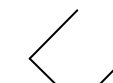
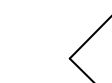
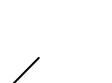


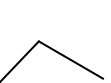
CODE BOX

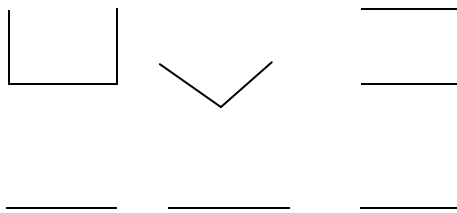
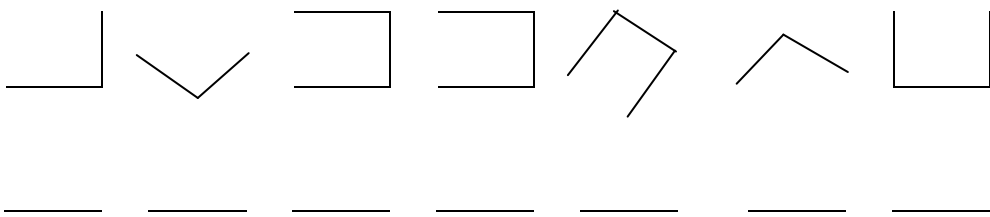
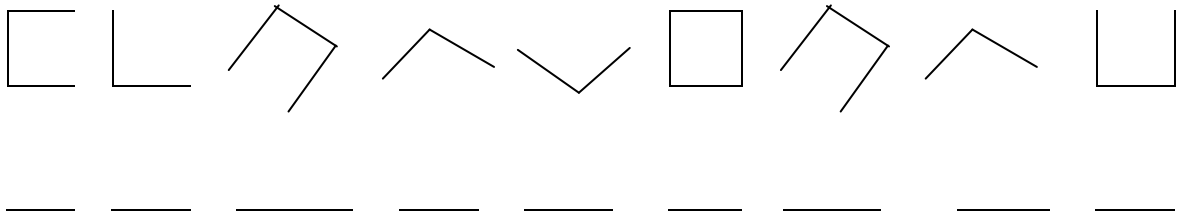
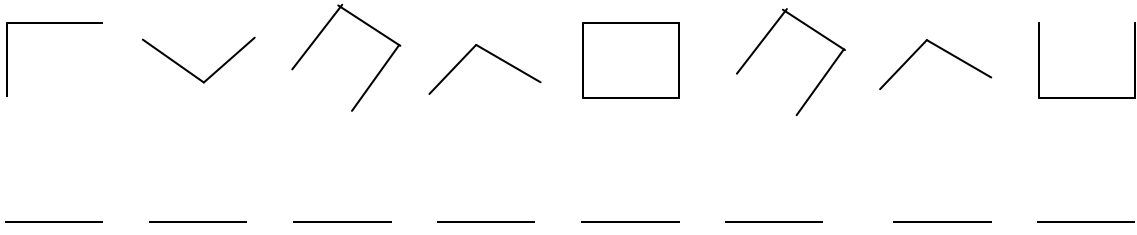
A		E
B	J	H
C	I	L
	N	

P	G	R
S	T	U
W	M	F

Example: What are any actions that break our wudu, salah, fast, etc called in Arabic?

							
<u> M </u>	<u> U </u>	<u> B </u>	<u> T </u>	<u> I </u>	<u> L </u>	<u> A </u>	<u> T </u>

							
_____	_____	_____	_____	_____	_____	_____	_____



MUSTAHAB ACTS OF WUDU

The following are the mustahab actions of wudu. Colour them in and write how many times each one has to be done.



_____ times.



_____ times.




_____ times.

WUDU BEFORE BEDTIME

THE STEPS TO CLEANING OUR SOUL!

Did you sleep in wudū last night? A person who sleeps with wudū is like a person worshipping Allah all night. Try and do wudu every night before bedtime. For this week, ask your mum or dad to watch you doing wudu and then ask them to sign the chart below.

1: Niyyat



2: Wash your hands



3: Wash your mouth 3 times




Day	Parent's signature
Sunday	
Monday	
Tuesday	
Wednesday	
Thursday	
Friday	
Saturday	



9: Wipe your feet



8: Mas-h of the head.



7: Wash your left arm



4: Rinse your nose 3 times



5: Wash your face



6: Wash your right arm


Lesson 4

Saláh


Number the following in the correct sequence to make 1 Rak'ah.




Qiyam _____



Julus _____



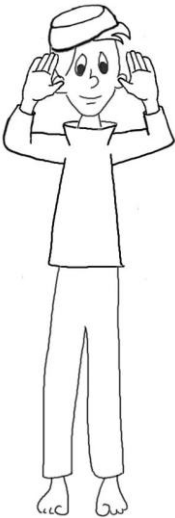
Sajdah _____




Ruku _____



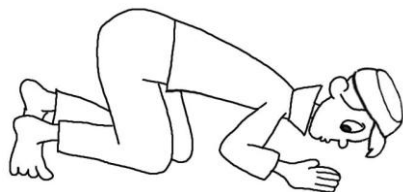
Qiyam _____



Takbirat al-Ihram _____



Julus _____



Sajdah _____

HOW MANY RAKAHS IN EACH SALAH?

SALAT AL-FAJR HAS
_____ RAKAHS.


SALAT ADH-DHUHR HAS
_____ RAKAHS.



SALAT AL-ASR HAS
_____ RAKAHS.

SALAT AL-MAGHRIB HAS
_____ RAKAHS.


SALAT AL-ISHA HAS
_____ RAKAHS.


MAJID PRAYS FAJR SALAH


Majid's  _____ was ringing loudly. He turned it off and went back to

 _____. He was so tired, he could hardly open his  _____.


Majid's mother came into the room. It's time for Subh  _____ she said.

Please wake up and do Wudhu. Majid sank deeper into his  _____.

Last night he had been  _____ till very late. Now he was too tired for Salaat. I will pray it later, he told his mum.

His mother sat down on the  _____. Majid, she said. Don't you know that Subh Salaat is very important? It is Shaitan who is telling you to sleep. Are you

 _____ enough to  _____ Shaitan? Majid opened one

 _____. A strong Muslim never misses his/her Subh prayers, no matter how

 _____ he is, said his mother.

Lesson 5

Saláh

Match the words in column A with its correct meaning from column B.

Column A	Column B
Mubah	Continuity
Muwalat	Correct Order
Ghasbi	Incorrect
Batil	Lawful
Tartib	Unlawful

WAJIBAT AS-SALAH

Unscramble the words to make the wajib parts of salah. Then copy the letters in the numbered cells to the other cells right at the bottom, with the same number.

NIYTAY,

19					6	

TAEMIRLUBRAKTAH

							7				10			

MAIQY

				9

QARTAI

					11

RUUK

			8

SJDAAHS

	1					13

HIRKD

				18

DASATHUH

							2

LASAAM

	3				15	16

TAIBTR

					4

LAWMUTA

	17				12	5	14

1	2

3	4	5	6	7	8	

9	10	11	12	13

14	15

	o			
16		17	18	19

Lesson 5

Saláh

In the wordsearch below, find as many words as you can that are related to saláh.

T	A	R	T	A	A	L	A	W	U	M
Y	I	K	A	M	A	H	C	H	D	A
I	L	A	R	B	Z	A	M	U	S	R
N	I	Z	T	L	Z	A	M	S	M	H
A	T	B	I	Y	Y	I	S	A	T	I
A	A	L	B	I	U	Q	K	C	Y	L
H	B	I	Q	A	U	R	A	R	A	U
D	M	T	U	N	U	M	U	P	S	T
A	N	B	U	H	H	R	T	K	H	A
T	A	U	W	A	J	I	B	O	N	R
A	T	A	A	R	I	U	Q	H	I	I
Z	A	S	A	L	A	A	M	A	Y	B
R	S	A	C	K	Z	A	S	D	Y	K
A	Z	Z	A	M	A	N	T	J	A	A
Q	B	A	A	R	H	A	M	A	T	T
D	U	H	A	H	S	A	T	S	T	T

Clue: Some of the words are Wajib Rukni & Wajib Ghayr Rukni parts of saláh.

Lesson 5

Saláh

Answer the following questions:

1. Tasbihāt al-Arba’a means the _____ Tasbihs.
2. The Tasbihāt al-Arba’a are _____,
_____, _____, and
_____.
3. Qirā’ah means the _____ of Salāh. In the first two rak’ahs we recite Surah al-_____ followed by any other complete surah.
4. Sājida was praying salāh but her thoughts were about the job she had lost. Feeling sad as she prayed she suddenly started to cry. Did this action make her salāh bātil?
5. Your cousin Abbas has come to visit you for the first time. It is time for salāh and he starts praying with his tie and chain, which are made of silk and gold. Is his salāh sahih or bātil? Explain.
6. What does “ghasbi” mean? _____
7. When Muntadhir came home from school, he was in such a hurry to leave for soccer practice that when he prayed his Dhuhr

Salāh quickly and missed one sajdah in the last rak'ah. Then when he finished praying he did a sajdah of shukr to Allah and told Allah he was sorry for the mistake and he hopes this sajdah ash-shukr would cover the one he missed. Is his Salah sahih? Explain. _____

Answer TRUE or FALSE

1. Qiyam is a Wajib Ghayr Rukn part of Salāh. _____
2. During Qiyam, it is mustahab to stand straight, facing Qibla. _____
3. In Qiyam, men should stand with their feet a little apart. _____
4. From Ruku, it is wajib to first stand in Qiyam and pause before going to Sajdah. _____
5. Keeping our eyes on the turbah is a wajib action of Qiyām. _____

What word best describes each of these actions?

Use the words mubah, ghasbi, batil, tartib and muwālāt.

1. Ruqayya was in class and wanted to use Zaynab's marker. When Zaynab went to the washroom, Ruqayya used Zaynab's marker. Zaynab's marker was _____ for Ruqayya.

2. Masuma was doing wudu. She washed her face, and then went to eat a bite of chocolate. She then come back and washed her forearms, then went to watch TV. Then Masuma came back and did mas-h. Masuma's wudu is not acceptable because it was not done with _____.

3. Husayn was fasting and was hungry. He decided to eat an apple. Husayn's fast is _____.

4. Layla's mom bought her a pen. She uses it everyday. Laila's pen is _____ for her to use.

5. Ali recited Salāt al-Asr salat before he recited Salāt adh-Dhuhr. Ali's salāh is not acceptable because it is not done in _____.

Lesson 5

Saláh

Match the six muqadammāt of salāh on the left with their descriptions on the right by drawing lines from one to the other.

Tahārah	Salah must be prayed at its proper time (not before or after).
Wudu	The direction to face during salāh.
Clothes of salāh	The prayer mat and location of salāh must be tāhir and mubah (not ghasbi).
Qibla	Your body must be tāhir before salāh.
Place of salāh	Must be tāhir and cover all parts of body that are wājib to cover during salāh.
Time of salāh	Must be performed with tāhir and mutlaq water.

Lesson 6

Furu ad-Dín

Match the Furu ad-Din on the left with their correct meanings on the right, by drawing a line from one to the other.

Salah	Telling others to do good
Sawm	Alms and tax on some items
Hajj	Struggling for Allah
Zakāh	Telling others not to do bad
Khums	Prayers
Jihād	Love for Ma'sumeen ('a)
Amr bil Ma'ruf	Not following enemies of Ma'sumeen ('a)
Nahi 'anil Munkar	Fasting
Tawalla	Pilgrimage to Makkah
Tabarra	Islamic tax on surplus income

SALAAT RECITATION TEST

The student should:

- know the actions of Salāh perfectly.
- be able to recite Salāh with correct pronunciation

_____ has been tested on salāh recitation and has performed satisfactorily.

Signature of Teacher

Date:

If the child has not passed the test satisfactorily then fill in the form below.

Dear Parent,

_____ was tested on salāh recitation but did not know the following:

- The actions to perform in salāh correctly
- The recitations in salāh correctly
- Other: _____

Please ensure that s/he knows the above for next week.

Signature of Teacher

Date:


This page left blank intentionally

Lesson 6

Furu ad-Dín

The Roots of Religion are the Usul ad-Din and the Branches of Religion are the Furu' ad-Din. To bear beautiful fruits on our tree of Religion, we have to have strong roots and branches!! How strong is your tree?

Fill in the tree underneath and look at how beautiful the TREE OF RELIGION is!!



USUL AD-DIN AND FURU AD-DIN

T T I L H B Y C D K O N C B K A V F V F
 B A F A J Q T V V A S T U B Y J L W J U
 D W B N R V D H Z D Z J N D M N Z B B G
 X H N O K X M A W U V Q Z E H S U C L J
 W I G B R Y C J Q X O U F M A G L C Q O
 H D L O Y W K J L D V A E K K A M U S S
 F A W R K R A K N U M L I N A I H A N X
 X U L B C R D Y Y V A N U Q Z N K D Z X
 T L R A R O R R S S W S L J Y R Z K H F
 Y A Z A S Y F O Q X M I Z E K U W A U Z
 X F B F M N X Q W U Y U V D D S M V A Z
 U W D A T L C J H W Q H X W M A M A I V
 D S C X R C I K O J T A Y F Y Y D S I S
 A Z A D M R L B X D O W A I T A V X E I
 P O O W E F A N R L N W Q O L M T G O A
 V F I Z M F P U C M S U V A D Y R Q A A
 T A W A L L A R B N A B H A M A M I E H
 H X F D J I H A D F Z U T H M I O T V I
 Q J N T D X E I B I S N V N I R D C I T
 V L K N T E R K D C X B Q N E U W W G J

Find all the Usul ad-Din and Furu ad-Din in the wordsearch above. In the list below, circle the Usul ad-Din.

ADALAH

HAJJ

AMR BIL MARUF

IMAMAH

JIHAD

KHUMS

NAHI ANIL MUNKAR

TAWALLA

QIYAMAH

SALAH

SAWM

TABARRA

NUBUWWAH

TAWHID

ZAKAH

Lesson 6

Furu ad-Dín

FASTING QUIZ

1. The dinner we eat to break our fast in Ramadan is:

___ ___ ___ ___

2. The time we stop eating just before Fajr is called the time of:

___ ___ ___ ___

3. Ramadan is the month of _____ which means the Month of Repentance.

___ ___ ___ ___

4. All bāligh or bāligha Muslims MUST fast in the month of:

___ ___ ___ ___ ___

What do the circled letters spell out?

HINT: At the end of the Holy month of Ramadan, we celebrate:

Eid al- ___ ___ ___ !